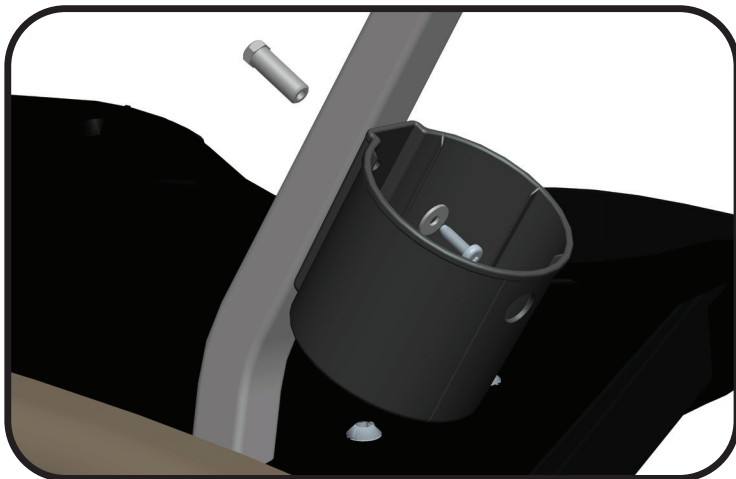



## QUIKSAND BOTTLE MOUNTING FOR RXV

### Step 1



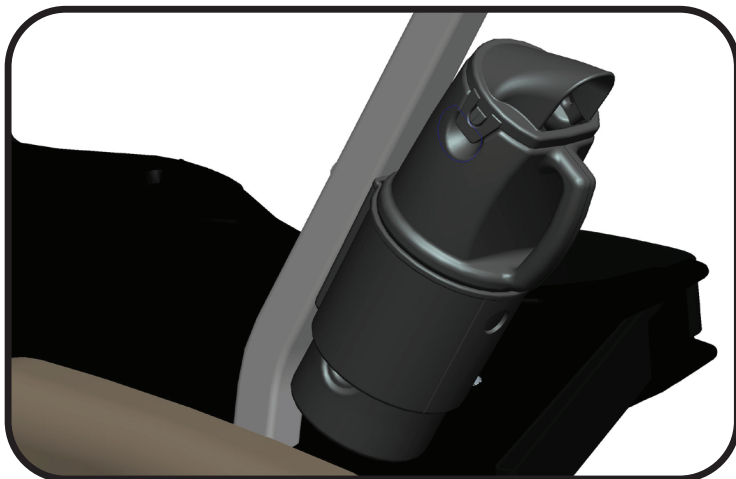
Align bottle holder to factory holes and install bolt/washer/nut in top hole.




#### SUPPLIED HARDWARE

1. M6 Taptite bolt
2. Butternut
3. M6 flat washer

### Step 2



Place bottle in holder.



**Easy on/off snap top for convenient filling**  
**No struggling with sandy screw caps**

